

# KLTI12L4MB





Product family	Hood
Hood Type	Decorative island hood
Design	T flat
Extraction	Extraction
Electronic control	Yes
Material	Painted material + Glass
EAN code	8017709312251
Hood width	120 cm
Aesthetic	Universale
Colour	Matt Black
Glass Type	Black
Logo	Silk screen



## Controls

Control setting	Touch control back-lighted White	Led color	White
-----------------	-------------------------------------	-----------	-------

## Program / Functions

No. of speeds	3
Intensive speed	
24h air filter function	
Time-setting options	
Auto-vent 2.0	

## Technical Features



No. of lights	2	No. of filters	3
Light type	LED	Anti-grease filters	Aluminium
Light Power	7,4 W	Filter replacement indicator	Yes
Dimmer mode	Yes	Vent outlet	150 mm
Light color temperature range	2700 - 4000 K	Minimum distance from GAS hob	750 mm
Free outlet maximum capacity	820 m <sup>3</sup> /h	Minimum distance from ELECTRIC hob	650 mm
Motor power	275 W	Non return valve	Yes

	Extraction rate IEC 61591 [m³/h]	Noise level IEC 60704-2-13 [dBA]
Speed 1	220	43
Speed 2	335	53
Speed 3	560	65
Intensive speed	739	71

## Accessories included

Tube reduction Yes

## Performance / Energy Label



Annual Efficiency Consumption (AEChood)	55 kWh/a	Airbourne acoustical A-weighted sound Power Emission at minimum speed (SPEmin)	43 dBA
Energy efficiency class (EEC)	A	Airborne acoustical A-weighted sound Power Emission at maximum speed (SPEmax)	66 dBA
Fluid Dynamic Efficiency (FDE)	33,9	Airbourne acoustical A-weighted sound power emission at boost speed (SPEboost)	71 dBA
Fluid Dynamic Efficiency class (FDEC)	A	Energy Efficiency Index	51,5
Lighting Efficiency (LE)	20,3 lux/W	Measured air flow rate at best efficiency point (Qbep)	384 m³/h
Lighting Efficiency Class (LEC)	D	Measured air pressure at best efficiency point (Pbep)	376 Pa
Grease Filtering Efficiency (GFE)	73,2 %	Measured electric power input at best efficiency point (Wbep)	151 W
Grease Filtering Efficiency Class (GFEC)	D	Nominal Power consumption of the light system (WL)	15 W
Air flow at minumum speed (Qmin)	220 m³/h	Average illumination of the light on the cooking surface (Emiddle)	300 lux
Air flow at maximum speed (Qmax)	560 m³/h	Sound power level at highest setting (Lwa)	66 dBA
Air flow at boost speed (Qboost)	739 m³/h		

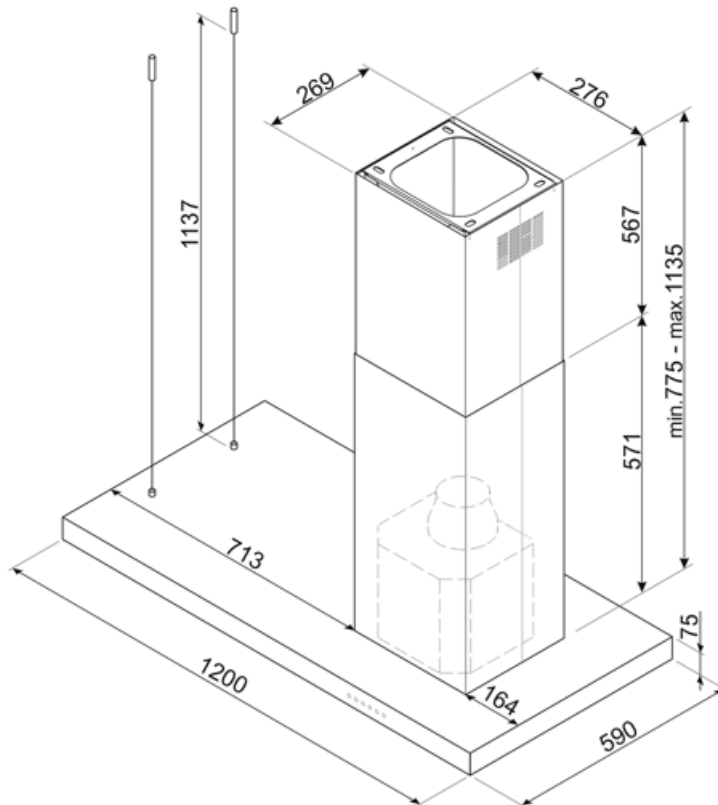
## Electrical Connection

Electrical connection rating	291 W	Power supply cable length	1500 mm
------------------------------	-------	---------------------------	---------

Voltage	220-240 V	Plug	Not present
Frequency (Hz)	50-60 Hz		

## Also available

Alternative colours available	Matt Black	Available colours	KLT112L4MB
-------------------------------	------------	-------------------	------------



---

## Compatible Accessories

---



### KITALLFC

Universal Charcoal filter Stainless Steel AISI 304 The filter can be washed in dishwasher 50 °C (water and suitable detergent) and to dry it put in the oven 180°C 25 minutes



### KITFCKBT

1 pc of charcoal filter for the hood models KBT\* / KBCT\*



### KITFCKBTR

1 pcs of Charcoal filter Regenerable\* suitable for all the KBT/KBCT models. \* It can be washed in the dishwasher up to 12 times and dry in the oven at max 90° for 60 min. dimension 237,5(H)x245x10 mm

---

## Symbols glossary

---



24h: When selected this function refreshes the air for c. 10 minutes every hour over a 24 hour period, at minimum speed and an imperceptible noise level.



Filters: Model has filters to help remove grease from the steam emanating from the pans during cooking.



Connection between hob and hood



Switch off automatically: A special setting, to run after the end of cooking for a pre-set time and then switch off automatically.



Energy efficiency class A



Dimmering Lights



Warning light(s): to advise when filters need changing.



Lights: All cooker hoods feature lights to illuminate the cooking area or add to the ambience of the kitchen.



Intensive/turbo setting: when extra fast extraction is required.



Tunable white from warm to cold.